

SELTEC COMPRESSORS

TM 08



TM 08 2A 125mm 12V R134a Rubber Hub **1010-10111**

TM 08 2A 125mm 12V R134a Solid Hub **1010-10211**

TM 08 2A 125mm 12V R134a Solid Hub **1010-10105**

TM 08 2A 125mm 24V R134a Solid Hub **1010-10125**



TM 08 2A 135mm 12V R134a Rubber Hub Mono **1010-10110**

TM 08 2A 135mm 24V R134a Rubber Hub Mono **1010-10220**

TM 13



TM 13 2A 125mm 12V R134a Rubber Hub **1010-10511**

TM 13 2A 125mm 24V R134a Rubber Hub **1010-10521**

TM 13 2A 155mm 12V R134a Solid Hub **1010-10611**

TM 13 2A 155mm 24V R134a Solid Hub **1010-10621**

TM 13 8PV 123mm 12V R134a Rubber Hub **1010-11111**

TM 13 8PV 123mm 24V R134a Rubber Hub **1010-11121**

When Ordering a Seltec Compressor With Manifold Please Specify Manifold Required

SELTEC COMPRESSORS

TM 15 Changeable Manifolds



PULLEY	SIZE	VOLTAGE	HUB	PART No
2A	135mm	12V	Rubber	1010-20211
2A	135mm	24V	Rubber	1010-20411
2A	135mm	12V	Solid	1010-20311
2A	135mm	24V	Solid	1010-20511
6PV	123mm	12V	Rubber	1010-21011
6PV	123mm	24V	Rubber	1010-21021
8PV	123mm	12V	Rubber	1010-21111
8PV	123mm	24V	Rubber	1010-21121
Vari Groove	159mm	12V	Rubber	1010-21411
Vari Groove	159mm	24V	Rubber	1010-21712
Over Hang	147mm	12V	Solid	1010-21211

TM 15 Monolithic



TM15	2A 135mm 12v Rubber Hub	1010-20711
TM15	2A 135mm 24v Rubber Hub	1010-20811

TM 16



TM16	2A 135mm 12v Rubber Hub	1010-31012
TM16	2A 135mm 24v Rubber Hub	1010-31022

When Ordering a Seltec Compressor With Manifold Please Specify Manifold Required

SELTEC COMPRESSORS

TM 21






TM21	2A 145mm 12v Rubber Hub	1010-35111
TM21	2A 145mm 24v Rubber Hub	1010-35121
TM21	8PV 141mm 12v Rubber Hub	1010-35212
TM21	8PV 141mm 24v Rubber Hub	1010-35222

TM 31



TM31	2A 152mm 12v Rubber Hub	1010-32111
TM31	2A 152mm 24v Rubber Hub	1010-32121
TM31	2B 152mm 12v Rubber Hub	1010-32212
TM31	2B 152mm 24v Rubber Hub	1010-32222
TM31	8PV 152mm 12v Rubber Hub	1010-32010
TM31	8PV 152mm 24v Rubber Hub	1010-32011

SELTEC COMPRESSORS MANIFOLDS

		With Access	Without Access
	Rear Entry Manifold 8 - 10 O Ring	1020-10510	1020-10410
	Rear Entry Manifold 8 - 10 O Ring Suction 30°		1020-10310
	Top entry Manifold 8 - 10 ORing	1020-10200	1020-10210
	Rear Entry Manifold Tube O Ring		1020-30710
	Top Entry Manifold Tube O Ring		1020-10610

SELTEC COMPRESSORS COMPLETE CLUTCH



STD CLUTCH



VARI GROOVE CLUTCH



OVER HANG CLUTCH

Compressor	Info	Gr	Size	Voltage	AMA Part No
TM13/TM15/TM16	CH	2A	125mm	12v	1050-20010
TM13/TM15/TM16	CH	2A	125mm	24v	1050-20115
TM13/TM15/TM16	SPRING HUB	2A	135mm	12v	1050-20101
TM13/TM15/TM16	SPRING HUB	2A	135mm	24v	1050-20110
TM13/TM15/TM16	3 EYE HUB	2A	135mm	12v	1050-20020
TM13/TM15/TM16	3 EYE HUB	2A	135mm	24v	1050-20030
TM13/TM15/TM16	SPRING HUB	6PV	123mm	12v	1050-20205
TM13/TM15/TM16	SPRING HUB	6PV	123mm	24v	1050-20210
TM13/TM15/TM16	3 EYE HUB	6PV	123mm	12v	1050-20200
TM13/TM15/TM16	3 EYE HUB	6PV	123mm	24v	1050-20215
TM13/TM15/TM16	SPRING HUB	8PV	123mm	12v	1050-20220
TM13/TM15/TM16	SPRING HUB	8PV	123mm	24v	1050-20230
TM13/TM15/TM16	3 EYE HUB	8PV	123mm	12v	1050-20225
TM13/TM15/TM16	3 EYE HUB	8PV	123mm	24v	1050-20235
TM13/TM15/TM16	VARI GROOVE	1	159mm	12v	1050-26010
TM13/TM15/TM16	VARI GROOVE	1	159mm	24v	1050-26020
TM13/TM15/TM16	OVER HANG	1	147mm	12v	1050-20100
TM13/TM15/TM16	OVER HANG	1	147mm	24v	1050-20120
TM21	3 EYE HUB	2A	145mm	12v	1050-30100
TM21	3 EYE HUB	2A	145mm	24v	1050-30110
TM21	3 EYE HUB	8PV	141mm	12v	1050-30120
TM21	3 EYE HUB	8PV	141mm	24v	1050-30130
TM31	5 EYE HUB	1B	158mm	12v	1050-40200
TM31	5 EYE HUB	1B	158mm	24v	1050-40210
TM31	5 EYE HUB	2A	158mm	12v	1050-40300
TM31	5 EYE HUB	2A	158mm	24v	1050-40310
TM31	5 EYE HUB	2B	158mm	12v	1050-40400
TM31	5 EYE HUB	2B	158mm	24v	1050-40410
TM31	5 EYE HUB	8PV	156mm	12v	1050-40100
TM31	5 EYE HUB	8PV	156mm	24v	1050-40110

SELTEC COMPRESSOR PARTS



DK CH FRONT HUB STEEL RIVITED
Part Number : 1060-22010



DK FRONT HUB RUBBER DAMPED
TM 08 - 21
Part Number : 1060-22110

TM31 FRONT HUB RUBBER DAMPED
Part Number : 1060-22150



SELTEC SHIM MOUNT KIT
Part Number : 1060-10110



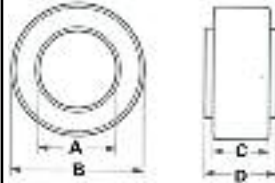
SELTEC CLUTCH FITTING KIT
Part Number : 1060-10210

SELTEC COMPRESSOR PARTS

CLUTCH COILS



DK CH 12v 125mm	1060-26015
DK CH 12v (one wire)	1060-26010
DK CH 24v (one wire)	1060-26110
DK BH 12v (one wire)	1060-26210
DK BH 24v (two wire)	1060-26310
TM21 12v	1060-36010
TM21 24v	1060-36110
TM31 12v	1060-46010
TM31 24v	1060-46110



A	B	C	D	AMA Part No
30	55	23		1060-11010
35	55	20		1062-11011
35	62	24		1060-11021
35	62	28		1060-11031
40	68	30		1060-11041



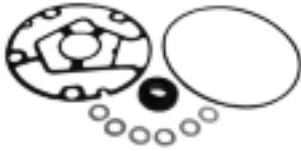
DK BH SHAFT SEAL KIT
Part Number **1030-30112**



DK CH SHAFT SEAL KIT
Part Number : **1030-20111**



TM08 / 13 / 15 / 16 / 21 SHAFT SEAL KIT
Part Number : **1030-30312**



TM31 SHAFT SEAL KIT
Part Number : **1030-40111**

SANDEN COMPRESSORS

COMPRESSOR INSTALLATION COMPATABILITY

To assist with changing from R12 compressors to the current R134a equivalents we chart them below for your convenience

R12	R134a
SD505	SD5H09
SD507	SD5H11
SD508	SD5H14
SD706	SD7B10
SD708	SD7H13
SD709	SD7H15

SANDEN STANDARD COMPRESSORS FOR R134a

Type	No Of Pistons	Capacity cc / rev	Bore mm	Stroke	Max R.P.M		Oil Type
					Continuouse	Intermittent	
SD5H09	5	87	35	18.07	6500	7500	SP-20
SD5H11	5	108	35	22.6	6000	7000	SP-20
SD5H14	5	138	35	28.6	6000	7000	SP-20
SD7B10	7	99.8	25.4	28.1	6500	9300	SP-10
SD7H13	7	129.2	29.3	27.4	6000	7000	SP-20
SD7H15	7	154.9	29.3	32.8	6000	7000	SP-10
TRS090	0	85.7	n/a	n/a	10000	12000	SP-10
TRS105	0	104.8	n/a	n/a	10000	12000	SP-10
TRSA12	0	121.1	n/a	n/a	10000	12000	SP-10

SD5H09



MODEL		Voltage	Gr	O / D mm	GL	AMA Part No
5072	Top Entry O- Ring - FL	12v	2A	125	36.6	1012-20011
5073	Top Entry O- Ring - FL	24v	2A	125	36.6	1012-60211
5074	Top Entry O- Ring - FL	12v	5PV	120	46.38	1012-60120
5076	Top Rntry Tube O-Ring -	12v	2A	125	33.55	1012-60115



MODEL		Voltage	Gr	O / D mm	GL	AMA Part No
5081	Rear Entry Tube O- Ring - M	12v	2A	125	36.55	1012-60101
5082	Rear Entry O- Ring -	12v	4PV	125	46.38	1012-60111
5086	Rear Entry O- Ring -	12v	5PV	120	46.38	1012-60125

SANDEN COMPRESSORS

SD5H11



MODEL		Voltage	Gr	O / D mm	GL	AMA Part No
6323	Top Entry O- Ring - FL	12v	6PV	119	46.55	1012-20221
6332	Top Entry Tube O- Ring -	12v	2A	125	44.25	1012-20211
6333	Top Entry O- Ring - FL	12v	2A	125	44.25	1012-20111



MODEL		Voltage	Gr	O / D mm	GL	AMA Part No
6322	Rear Entry O- Ring -	12v	6PV	119	46.55	1012-20321
6334	Rear Entry O- Ring -	12v	2A	125	44.25	1012-20311

SD5H14



MODEL		Voltage	Gr	O / D mm	GL	AMA Part No
6626	Top Entry O- Ring - FL	12v	2A	132	39.55	1012-21611
6627	Top Entry O- Ring - FL	24v	2A	132	39.55	1012-21811
6629	Top Entry O- Ring - FL	12v	7PV	119	46.55	1012-20521
6642	Top Entry Tube O-Ring -	12v	2A	132	39.55	1012-21411



MODEL		Voltage	Gr	O / D mm	GL	AMA Part No
6628	Rear Entry O- Ring -	12v	7PV	119	46.55	1012-20531
6630	Rear Entry O- Ring -	12v	2A	132	39.55	1012-20511
6631	Rear Entry Tube O- Ring - M	12v	2A	132	39.55	1012-21511
6632	Rear Entry Tube O- Ring - M	24v	2A	132	39.55	1012-21911
6634	Rear Entry O- Ring -	24v	2A	132	39.55	1012-21311

SD5H14 FLEX 5



MODEL		Voltage	Gr	O / D mm	GL	AMA Part No
6688	Rear Entry Pad Flex - SW	12v	2A	132	39.55	1012-25010
6689	Rear Entry Pad Flex - SW	24v	2A	132	39.55	1012-25110
6690	Rear Entry Pad Flex - SW	12v	8PV	119	46.55	1012-25011
6691	Rear Entry Pad Flex - SW	24v	8PV	119	46.55	1012-25111

SANDEN COMPRESSORS

SD7B10



MODEL		Voltage	Gr	O / D mm	GL	AMA Part No
7170	Top Entry Pad	12v	2A	115	43.85	1012-30511
7171	Top Entry Pad	12v	4PV			1012-35012
7172	Top Entry Pad	12v	6PV	100	43	1012-35013
7176	Top Entry Pad	12v	6PV	112	40.7	1012-35015

SD7H13



MODEL		Voltage	Gr	O / D mm	GL	AMA Part No
7302	Top Entry O- Ring - JE	12v	2A	125	39.55	1012-41111
7304	Top Entry O- Ring - JE	12v	6PV	119	46.55	1012-41221
7306	Top Entry O- Ring - JE	12v	8PV	119	50.1	1012-41011
7320	Top Entry O- Ring - JE	12v	8PV	119	46.5	1012-41231



MODEL		Voltage	Gr	O / D mm	GL	AMA Part No
7301	Rear Entry O- Ring - KG	12v	2A	125	39.55	1012-41211
7303	Rear Entry O- Ring - KG	12v	6PV	119	46.55	1012-41241
7305	Rear Entry O- Ring - KG	12v	8PV	119	50.1	1012-41311

SD7H15



MODEL		Voltage	Gr	O / D mm	GL	AMA Part No
8018	Top Entry O- Ring - JE	12v	2A	132	39.55	1012-51711
8035	Top Entry O- Ring - JE	12v	10PV	125	50.79	1012-54611
8062	Top Entry O- Ring - FZ	12v	2A	132	39.55	1012-52711
8220 (8024)	Top Entry O- Ring - JE	12v	2A	132	39.55	1012-53222
8229 (8026)	Top Entry O- Ring - JE	12v	6PV	119	46.55	1012-52412
8230 (8028)	Top Entry O- Ring - JE	12v	8PV	119	50.1	1012-52812
8236 (8017)	Top Entry O- Ring - JE	24v	2A	132	39.55	1012-52112
8239 (8061)	Top Entry O- Ring - FZ	24v	2A	132	39.55	1012-52012
8240 (8086)	Top Entry O- Ring - JE	24v	8PV	119	50.1	1012-52612

SANDEN COMPRESSORS

SD7H15



MODEL		Voltage	Gr	O / D mm	GL	AMA Part No
8019	Rear Entry Tube O- Ring - MD	12v	2A	132	39.55	1012-15113
8027	Rear Entry O- Ring - KG	12v	8PV	119	50.1	1012-52821
8036	Rear Entry Tube O- Ring - MD	24v	2A	132	39.55	1012-52721
8085	Rear Entry O- Ring - KG	24v	8PV	119	50.1	1012-52822
8227 (8023)	Rear Entry O- Ring - KG	12v	2A	132	39.55	1012-52512
8228 (8025)	Rear Entry O- Ring - KG	12v	6PV	119	46.55	1012-53812

SD7H15 FLEX 7



MODEL		Voltage	Gr	O / D mm	GL	AMA Part No
4434	Rear Entry Pad Flex - SW	12v	2A	132	39.55	1012-61011
4435	Rear Entry Pad Flex - SW	24v	2A	132	39.55	1012-61111
4860	Rear Entry Pad Flex - SW	12v	8PV	125	39.55	1012-61041
4862	Rear Entry Pad Flex - SW	24v	8PV	125	39.55	1012-61141
4864	Rear Entry Pad Flex - SW	12v	8PV	119	50.1	1012-61051
4866	Rear Entry Pad Flex - SW	24v	8PV	119	50.1	1012-61151
4868	Rear Entry Pad Flex - SW	12v	1A	158		1012-61021
4870	Rear Entry Pad Flex - SW	24v	1A	158		1012-61121

TRS



MODEL		Voltage	Gr	O / D mm	GL	AMA Part No
3012	TRS090 BODY PORTED PAD	12v	2A	115	85.4	1012-99013
3015	TRS090 BODY PORTED PAD	12v	5PV	100	43	1012-99010
3016	TRS090 BODY PORTED PAD	12v	6PV	112	90.6	1012-99012
3204	TRS105 BODY PORTED PAD	12v	7PV	95	63.64	1012-99014
3206	TRS105 BODY PORTED PAD	12v	1A	92	96.8	1012-99011
3211	TRS105 BODY PORTED PAD	12v	6PV	100	54.7	1012-99015

SANDEN COMPRESSOR IDENTIFICATION



Cylinder head identification by the one or two letters moulded on to the head.

Nearly all Sanden compressors can be identified by their model number. The above diagram illustrates the model number. Provide this and we should be able to supply you with any Sanden compressor

SANDEN COMPRESSORS

SANDEN MODEL No - AMA PART No

Model No	AMA Part No	Model No	AMA Part No	Model No	AMA Part No	Model No	AMA Part No
3012	1012 99013	5708	1012 18812	7877	1012 15113	8200	1012 14716
3015	1012 99010	5754	1012 18912	7889	1012 52821	8202	1012 78021
3016	1012 99012	5790	1012 18512	7890	1012 52812	8203	1012 78011
3204	1012 99014	6020	1012 14718	7928	1012 51211	8217	1012 14718
3206	1012 99011	6322	1012 20321	7929	1012 51214	8220	1012 53222
3211	1012 99015	6323	1012 20221	7940	1012 56020	8227	1012 52512
4434	1012 61011	6332	1012 20211	7952	1012 82200	8228	1012 53812
4435	1012 61111	6333	1012 20111	7960	1012 82250	8229	1012 52412
4510	1012 21711	6334	1012 20311	7975	1012 53011	8230	1012 52812
4525	1012 21411	6623	1012 25112	7980	1012 98041	8233	1012 76021
4531	1012 22011	6626	1012 21611	7984	1012 53611	8236	1012 52112
4532	1012 22111	6626	1012 30111	7988	1012 55051	8239	1012 52012
4536	1012 20511	6627	1012 21811	7989	1012 55071	8240	1012 52612
4604	1012 53611	6628	1012 22211	7990	1012 55081	8244	1012 82225
4608	1012 55021	6629	1012 20521	8003	1012 98031	8255	1012 14717
4609	1012 14711	6630	1012 20511	8017	1012 52112	8279	1012 14719
4611	1012 14722	6631	1012 21511	8018	1012 51711	8387	1012 14912
4637	1012 53511	6632	1012 21911	8019	1012 15113	8390	1012 14112
4640	1012 55011	6634	1012 21311	8023	1012 52512	8399	1012 14212
4643	1012 53312	6642	1012 21411	8024	1012 53222	8494	1012 18612
4646	1012 15113	6651	1012 21011	8025	1012 53812	8925	1012 72011
4647	1012 52911	6655	1012 22011	8026	1012 52412	9026	1012 14312
4652	1012 54212	6667	1012 25113	8027	1012 52821	9040	1012 14412
4658	1012 55011	6676	1012 20511	8028	1012 52812	9047	1012 18312
4661	1012 53411	6679	1012 22111	8035	1012 54611	9056	1012 10112
4663	1012 52311	6688	1012 25010	8036	1012 52721	9080	1012 10312
4664	1012 53711	6689	1012 25110	8044	1012 98061	9083	1012 10212
4666	1012 55091	6690	1012 25011	8045	1012 77011	9096	1012 10412
4698	1012 55031	6691	1012 25111	8057	1012 55021	9103	1012 18012
4709	1012 52512	7170	1012 30511	8061	1012 52012	9105	1012 18422
4710	1012 54511	7171	1012 35012	8062	1012 52711	9105	1012 54412
4712	1012 52821	7172	1012 35013	8064	1012 53611	9120	1012 18412
4726	1012 54111	7176	1012 35015	8065	1012 55021	9125	1012 19012
4737	1012 55041	7301	1012 41211	8066	1012 55011	9136	1012 18212
4768	1012 14713	7302	1012 41111	8067	1012 98021	9149	1012 18112
4769	1012 53010	7303	1012 41241	8076	1012 56010	9204	1012 12112
4813	1012 53012	7304	1012 41221	8085	1012 52822	9263	1012 14012
4840	1012 55061	7305	1012 41311	8086	1012 52612	9264	1012 14612
4860	1012 61041	7306	1012 41011	8088	1012 82200	9265	1012 14512
4862	1012 61141	7320	1012 41231	8091	1012 73200	9285	1012 14412
4864	1012 61051	7360	1012 41412	8099	1012 54710	9581	1012 15906
4866	1012 61151	7824	1012 51012	8100	1012 54711	9588	1012 14712
4868	1012 61021	7825	1012 52711	8104	1012 53711	9674	1012 18712
4870	1012 61121	7830	1012 53311	8112	1012 77031	9681	1012 16206
5012	1012 10012	7834	1012 54011	8117	1012 84101	9781	1012 16507
5046	1012 10012	7849	1012 51311	8124	1012 84201	9982	1012 17108
5072	1012 20011	7850	1012 54511	8125	1012 14710		
5072	1012 60111	7851	1012 51213	8133	1012 77041		
5073	1012 60211	7860	1012 77021	8143	1012 83201		
5074	1012 60120	7862	1012 51512	8144	1012 54712		
5076	1012 60115	7863	1012 53222	8147	1012 82300		
5081	1012 60101	7865	1012 52412	8148	1012 53911		
5082	1012 60111	7866	1012 51111	8163	1012 54312		
5086	1012 60125	7867	1012 51611	8173	1012 83202		
5104	1012 12012	7871	1012 53013	8197	1012 98081		

SANDEN COMPRESSOR CLUTCHES

SANDEN COMPLETE CLUTCHES



**TYPE "B" CLUTCH
KEYED HUB**



**TYPE "C" CLUTCH
SPLINED HUB**



**TYPE "B" CLUTCH
PV8 CLUTCH**



**TRS 105
PV7 CLUTCH**

Compressor	Info	Gr	Size	Voltage	AMA Part No
SD505/SD5H09		2A	125mm	12v	1052-10210
SD505/SD5H09		2A	125mm	24v	1052-10220
SD5H11		2A	125mm	12v	1052-10310
SD508/SD510/SD5H14		2A	132mm	12v	1052-10010
SD508/SD510/SD5H14		2A	132mm	24v	1052-10020
SD508/SD510/SD5H14	Over Hang	1A	132mm	12v	1052-17510
SD508/SD510	10.5mm	2A	132mm	12v	1052-11610
SD508		2A	152mm	12v	1052-10110
SD508		1B	152mm	12v	1052-11510
SD508		1B	152mm	24v	1052-11520
SD510		2A	152mm	12v	1052-10115
SD510		2A	152mm	24v	1052-10120
SD7H13		2A	125mm	12v	1052-11410
SD7H13	46.5 GL	6PV	119mm	12v	1052-50020
SD7H13	50.1 GL	8PV	119mm	12v	1052-50030
SD7H15	B TYPE (KEY)	2A	132mm	12v	1052-50210
SD7H15	B TYPE (KEY)	2A	132mm	24v	1052-50220
SD7H15	B TYPE (KEY) HD	2A	132mm	12v	1052-50000
SD7H15	B TYPE (KEY) HD	2A	132mm	24v	1052-50010
SD7H15	B TYPE (KEY)	2A	140mm	12v	1052-50050
SD7H15	B TYPE (KEY)	6PV	119mm	12v	1052-50020
SD7H15	B TYPE (KEY)	8PV	119mm	12v	1052-50030
SD7H15	C TYPE (SPLINE)	2A	132mm	12v	1052-60110
SD7H15	C TYPE (SPLINE)	2A	132mm	24v	1052-60120
SD7H15	C TYPE (SPLINE) HD	2A	132mm	12v	1052-60010
SD7H15	C TYPE (SPLINE) HD	2A	132mm	24v	1052-60020
SD7H15	C TYPE (SPLINE)	2A	140mm	12v	1052-60070
SD7H15	C TYPE (SPLINE)	6PV	119mm	12v	1052-60050
SD7H15	C TYPE (SPLINE)	8PV	119mm	12v	1052-60060
SD7H15	C TYPE (SPLINE)	1C	158mm	12v	1052-60030
SD7H15	C TYPE (SPLINE)	1C	158mm	24v	1052-60040
SD7B10		2A	115	12v	1052-11110
SD7B10		6PV	100	12v	1052-11120
SD7B10		6PV	112	12v	1052-11130
TRS105		7PV		12v	1052-99010

Nearly all Sanden compressor clutches are available. From the compressor model number we can supply the clutch that you require.

SANDEN COMPRESSOR PARTS



SANDEN DUST COVER

SD 508/510 132mm

Part Number : **1072-00110**



SANDEN DUST COVER

SD7H15 105mm ROTOR ASSY

Part Number : **1072-00120**



SANDEN CLUTCH FITTING KIT

Part Number : **1062-10110**

CLUTCH COIL



Compressor Model	Clutch Size	Voltage	AMA Part No
SD505 / SD5H09	125mm	12v	1062-16005
SD505 / SD5H09	125mm	24v	1062-16006
SD5H11	125mm	12v	1062-16420
SD5H11	125mm	24v	1062-16410
SD507 / SD508 / SD510	152mm	12v	1062-16015
SD508 / SD510 / SD5H14	132mm	12v	1062-16520
SD508 / SD510 / SD5H14	132mm	24v	1062-16510
SD508 / SD510 / SD5H14 - 2 Wire		12v	1062-16110
SD508 / SD510 / SD5H14 - 2 Wire		24v	1062-16210
SD7H13 / SD7H15 - B	132mm	12v	1062-50010
SD7H13 / SD7H15 - B	132mm	24v	1062-50020
SD7H13 / SD7H15 - PV6 - PV8	119mm	12v	1062-50060
SD7H13 / SD7H15 - PV6 - PV8	119mm	24v	1062-50070
SD7H15 - C	132mm	12v	1062-50030
SD7H15 - C	132mm	24v	1062-50040
SD7B10 - 2A - PV6	115 / 100mm	12v	1062-36010
SD7B10 - PV6	112mm	12v	1062-36020
SD7V16 VW 1" THICK		12v	1062-60101
SD7V16 VW 1 1/4" THICK		12v	1062-60111

CLUTCH BEARING



A	B	C	D	AMA Part No
35	55	20		1062-11011
40	62	24		1062-11010
40	57	20	24	1062-11020
35	50	20		1062-11030
40	57	24		1062-11040
30	47	18		1062-11050
30	47	22		1062-11060
10	26	16		1062-11070
12	28	16		1062-11080
35	52	20		1062-11090

FRONT HUB



SANDEN FRONT HUB KEYED

Part Number : **1062-12010**

SANDEN FRONT HUB SPLINED

Part Number : **1062-12020**

SANDEN COMPRESSOR PARTS

Picture Not Available At Time Of Printing



Picture Not Available At Time Of Printing

SD505 / SD507 MINI SHAFT SEAL KIT
Part No: 1032-10210

SD505 / 507 / TR70 / TR90 SHAFT SEAL KIT
Part No: 1032-10211

SD5H09 SHAFT SEAL KIT
Part No: 1032-10110



SD508 / SD510 SHAFT SEAL KIT
Part No: 1032-10011

SD510 / SD5H14 / SD7H13 SHAFT SEAL KIT
Part No: 1032-10150

SD709 SHAFT SEAL KIT
Part No: 1032-30111



SD709 SHAFT SEAL KIT
Part No: 1032-10410

SD7B10 SHAFT SEAL KIT
Part No: 1032-30011

SD7 SHAFT SEAL KIT
Part No: 1032-30210



SD7 SHAFT SEAL KIT
Part No: 1032-30310

SD5 GASKET
Part No: 1032-11010


SD709 GASKET
Part No: 1032-11050

SANDEN COMPRESSOR PARTS




SD7B10 GASKET

Part No: 1032-11070



SD7H13 GASKET

Part No: 1032-11080



SD7H15 B GASKET

Part No: 1032-31010




SD7H15 C GASKET

Part No: 1032-40010



SD5 VALVE PLATE GASKET

Part No: 1032-12010



SD5 VALVE PLATE KIT

Part No: 1022-14010



SD7H13 VALVE PLATE KIT

Part No: 1022-14090



SD7H15 B VALVE PLATE KIT

Part No: 1022-14100



SD7H15 C VALVE PLATE KIT

Part No: 1022-14120



SD7B10 VALVE PLATE KIT

Part No: 1022-14080















MALE HP RELIEF VALVE

Part No: 1022-15122

SANDEN COMPRESSOR PARTS

SD5 CYLINDER HEADS

<p>N</p>  <p>VERTICAL TUBE "O" With charge access TETO</p> <p style="text-align: right;">1022-10010</p>	<p>C</p>  <p>VERTICAL TUBE "O" Without charge access TETO</p> <p style="text-align: right;">1022-11220</p>	<p>M</p>  <p>HORIZONTAL TUBE "O" Without charge access RETO</p> <p style="text-align: right;">1022-10110</p>
<p>FG</p>  <p>VERTICAL "O" RING With charge ports TEO FG</p> <p style="text-align: right;">1022-11210</p>	<p>FL</p>  <p>VERTICAL "O" RING Without charge ports TEO FL</p> <p style="text-align: right;">1022-10810</p>	<p>B</p>  <p>VERTICAL FLARE With charge ports TEF</p> <p style="text-align: right;">1022-10310</p>
<p>E</p>  <p>VERTICAL FLARE Without charge ports TEF</p> <p style="text-align: right;">1022-10210</p>	<p>UB</p>  <p>VERTICAL GM PAD Without charge ports TE GM PAD</p> <p style="text-align: right;">1022-10710</p>	<p>Q</p>  <p>HORIZONTAL GM PAD Without charge ports RE GM PAD</p> <p style="text-align: right;">1022-10610</p>
<p>K</p>  <p>HORIZONTAL "O" RING Without charge ports REO</p> <p style="text-align: right;">1022-10410</p>	<p>KB</p>  <p>HORIZONTAL "O" RING 44mm THICH (FORD) REO</p> <p style="text-align: right;">1022-10910</p>	 <p>SANDEN 1/4" R12 CHARGE PORT</p> <p style="text-align: right;">1022-15012</p>

SANDEN COMPRESSOR PARTS

SD7 CYLINDER HEADS

**CB
CD**



VERTICAL TUBE O

TETO CB 1022-40810
CD 44mm thick 1022-40910

FZ



VERTICAL "O" RING
With blow off valve

TEO FZ 1022-41240

GK



REAR ENTRY PAD FITTING

GK 1022-41250

JD



VERTICAL "O" RING

TEO JD 1022-40110

**JE
FH**



VERTICAL "O" RING

TEO JE 1022-40510
FH 44mm thick 1022-40610

**KG
KC**



HORIZONTAL "O" RING

REO KG 1022-40410
KC 44mm Thick 1022-41010

KF



HORIZONTAL "O" RING

With one accessory port
REO Offset KF 1022-41270

MD



HORIZONTAL TUBE "O"

RETO MD 1022-40710

MB



HORIZONTAL TUBE O

RETO MB 1022-41110

QC



HORIZONTAL GM PAD

RE QC 1022-41211

QS



HORIZONTAL GM PAD

RE QS 1022-41210

WZ



REAR PAD

RE WZ 1022-41260

NIPPONDENSO

ND 6E 171



ND 6E 171 5 3/4" DIA CLUTCH PULLEY 1A
Reman

Part No: **1018-00222**



AMA also have a new direct replacement for this Nippon
Denso Compressor


Part No: **1018-00200**

10PA15



10PA15C INNER FRONT HUB WITHOUT
CLUTCH

Part No: **1018-00010**



10PA15C OUTER FRONT HUB WITHOUT
CLUTCH

Part No: **1018-00015**



10PA15C 9PV 135mm 24v

Part No: **1018-00111**



10PA15C 1A 145mm 24v

Part No: **1018-00121**



10PA15C 8PV 125mm 12v

Part No: **1018-00321**



10PA15C 2A 135mm 12v

Part No: **1018-00331**



10PA15C 1A 133mm 12v

Part No: **1018-00341**



10PA 15

Part No: **1018-00345**



10PA15C 1A 133mm 12v

Part No: **1058-79120**

NIPPONDENSO

10PA15



10PA15C 8PV 125mm 24v

Part No: **1018-00395**



10PA15C 9PV 135mm 12v

Part No: **1018-00361**

10PA17



10PA17C INNER FRONT HUB WITHOUT CLUTCH

Part No: **1018-00020**



10PA17C OUTER FRONT HUB WITHOUT CLUTCH

Part No: **1018-00025**



10PA17C 8PV 24v

Part No: **1018-00131**



10PA17C 8PV 12v

Part No: **1018-00311**



10PA17C115PV 12v

Part No: **1018-83201**

10S15C & 10S17C




10S15C 133 1A 12v

Part No: **1018-00350**



10S15C 152 1B 24v

Part No: **1018-00511**



10S17C 133 1A 24v

Part No: **1018-00611**

NIPPONDENSO

7SB16C



7SB16C 9PV 135mm 12v

Part No: **1018-00371**



7SB16C 9PV 135mm 24v

Part No: **1018-00381**



7SB16C CONTROL VALVE REPAIR KIT

Part No: **1028-70010**

NIPPONDENSO PARTS

CLUTCHES



6E171 5 3/4 12v

Part No: **1058-01610**



10PA 15C1A 133mm 12v SPLINED

Part No: **1058-01710**



10PA15C 1A 133mm 12v KEYED

Part No: **1058-01720**



10PA15C 9PV 133mm 24v

Part No: **1058-06210**



10PA15C 9PV 133mm 12V

Part No: **1058-07210**



10PA15C 8PV 125mm 12v

Part No: **1058-79110**



10PA15C 2A 135mm 12v

Part No: **1058-79130**



10PA 17C 1A 152mm 24v

Part No: **1058-79210**



10PA17C 8PV 145mm 12v

Part No: **1058-79120**

NIPPONDENSO PARTS

CLUTCHES



10PA17C 8PV 145mm 12v

Part No: **1058-79220**



7SB16 9PV 135mm 12v

Part No: **1058-07110**



7SB16 9PV 135mm 24v

Part No: **1058-07220**



10S15C 1A 133mm 12v

Part No: **1058-01730**



DUST COVER

Part No: **1068-00210**



CLUTCH FIXING KIT

Part No: **1068-00110**



FRONT HUB

Part No: **1068-05010**

CLUTCHES COILS



12v

Part No: **1068-06012**



24v

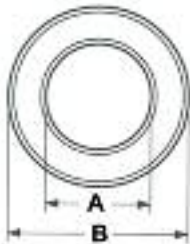
Part No: **1068-06024**



12v 6E171

Part No: **1068-06036**

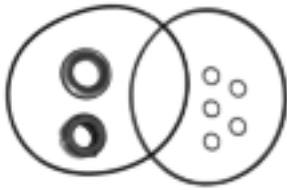
CLUTCHES BEARINGS



A	B	C	D	AMA Part No
40	62	20.6	24	1068-10120
30	52	22		1068-10110
40	62	24		1062-11010
38	54	17		1068-11020
35	52	22		1068-10115
30	47	18		1062-11050
35	52	20		1062-11090
30	47	12		1068-11030
30	52	20		1068-11040
35	52	12		1068-11050

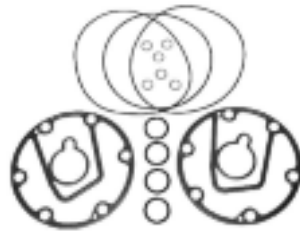
NIPPONDENSO PARTS

SHAFT SEAL KITS



6E171 SEAL KIT

Part No: **1038-00310**



6E171A SEAL KIT

Part No: **1038-00311**



10P13 / 10P15 SEAL KIT

Part No: **1038-00211**



10PA15 / 10PA17 / 10PA20
SEAL KIT

Part No: **1038-00111**



10PA15 / 10PA17 / 10PA20
SEAL KIT

Part No: **1038-00112**



10S15L / 10S17C / 10S20C / 10S20F
SEAL KIT

Part No: **1038-00410**



7SBU16C SEAL KIT

Part No: **1038-00510**



MANIFOLD GASKET

Part No: **1038-10030**

MANIFOLDS



10PA15C JOHN DEERE MANIFOLD

Part No: **1028-50010**



10PA SHIPPING PLATE

Part No: **1028-10010**



10PA SHIPPING PAD

Part No: **1028-10015**

GM COMPRESSORS

GM A6



		VOLTAGE	AMA PART No
1 GR 5" (125 mm) PULLEY	REMAN	12v	1016-00103
1 GR 5 3/4" (146 mm) PULLEY	NEW	12v	1016-00111
1 GR 5 3/4" (146 mm) PULLEY	REMAN	12v	1016-00121
1 GR 5 3/4" (146 mm) PULLEY	REMAN	24v	1016-00221
1 GR 6 7/8" (174 mm) PULLEY	REMAN	12v	1016-00321
2 GR 5" (125 mm) PULLEY	REMAN	12v	1016-00101

DELPHI HARRISON



SP10 TWIN GROOVE 121mm PULLEY
12v VERTICAL FLANGE
PART NUMBER : 1016-00450

Picture Not Available At Time Of
Printing

SP10 PV6 105mm PULLEY 12v
VERTICAL FLANGE
PART NUMBER : 1016-00455



V5 2A 132mm PULLEY 12v HORIZONTAL
TUBE-ORING
PART NUMBER : 1016-00500



V5 2A 132mm PULLEY 12v VERTICAL
TUBE-ORING
PART NUMBER : 1016-00550



V5 PV8 118mm PULLEY 12v
HORIZONTAL TUBE-ORING
PART NUMBER : 1016-00575



V5 PV8 118mm PULLEY 12v VERTICAL
TUBE-ORING
PART NUMBER : 1016-00600



V5 2A 132mm PULLEY 12v VERTICAL
FLANGE
PART NUMBER : 1016-00525

GM COMPRESSORS PARTS

CLUTCH

3



5 3/4" (146mm) 1A A6 12v CLUTCH

PART NUMBER : 1056-11510



6 7/8" (174mm) 1A A6 12v CLUTCH

PART NUMBER : 1056-11520

CLUTCH PARTS



A6 SHORT HUB

PART NUMBER : 1066-02010



A6 LONG HUB

PART NUMBER : 1066-02110



A6 DUST COVER

PART NUMBER: 1076-00110



5" (127mm) 1A PULLEY

PART NUMBER : 1066-04010

Picture Not Available At Time Of Printing

5" (127mm) 2A PULLEY

PART NUMBER : 1066-04310




5 3/4" (147mm) 1A PULLEY

PART NUMBER: 1066-04110

Picture Not Available At Time Of Printing

6 7/8" (174mm) 1A PULLEY

PART NUMBER : 1066-04210



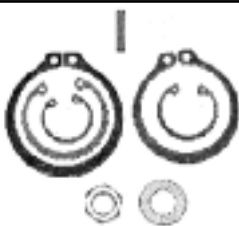
A6 12V COIL (FLAT CONTACTS)

PART NUMBER : 1066-06010



A6 24V COIL (ROUND CONTACTS)

PART NUMBER: 1066-06110



A6 CLUTCH FITTING KIT

PART NUMBER : 1066-10010



A6 DUST SEAL KIT

PART NUMBER : 1076-00210



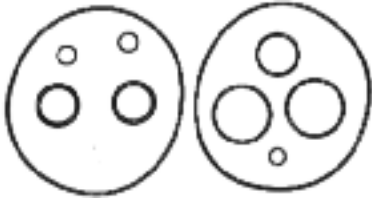
A6 CLUTCH BEARING

PART NUMBER : 1066-10110

40 x 62 x 20.6

GM COMPRESSORS PARTS

SEAL KITS




A6 BODY SEAL KIT

PART NUMBER : 1036-04010



A6 SHAFT SEAL KIT (CERAMIC)

PART NUMBER : 1036-00110

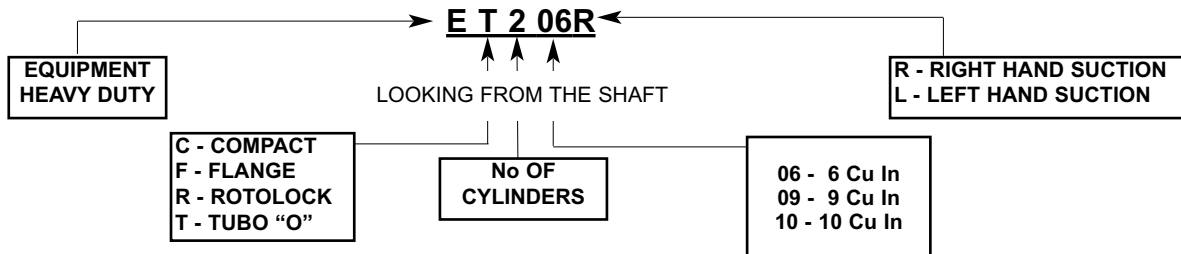


A6 FITTING CLAMP PLATE

PART NUMBER : 1026-00110

YORK CCI COMPRESSORS

COMPRESSOR IDENTIFICATION



		OIL	AMA PART No
ET206R	NEW	ESTER	1014-12113
ET206R	REMAN	NO OIL	1014-12113R
EF206R	NEW	ESTER	1014-23113
ER210R	NEW	ESTER	1014-32123
ER210R	REMAN	NO OIL	1014-32123R
ET210R	NEW	ESTER	1014-32113
ET210R	REMAN	NO OIL	1014-32113R
ET210L	NEW	ESTER	1014-42113
ET210L	REMAN	NO OIL	1014-42113R
EF210R	NEW	ESTER	1014-43113
CF206R - MINI	NEW	ESTER	1014-53113

ALL YORK COMPRESSORS COME WITHOUT CLUTCHES

**ALL NEW YORK COMPRESSORS COME WITH A CHARGE OF ESTER OIL
ALL REMANUFACTURED YORK COMPRESSOR DO NOT HAVE ANY OIL CHARGE**

YORK CCI COMPRESSORS PARTS

COMPRESSOR CLUTCH



Gr	Size	Voltage	AMA Part No
2A	6" 152mm MINI	12v	1054-00100
2A	6" 152mm	12v	1054-00110
2A	6" 152mm	24v	1054-00210
1B	6" 152mm	12v	1054-01110
2A	7" 178mm	12v	1054-00310
2A	7" 178mm	24v	1054-00410

3

CLUTCH PARTS



CLUTCH COIL 12v (WARNER)
115cm od x 75mm id x 40mm
PART NUMBER : 1064-06010



CLUTCH COIL 12v (OGURA)
116mm od x 67mm id x 40 mm
PART NUMBER : 1064-06310



CLUTCH COIL 24v (OGURA)
116mm od x 67mm id x 40 mm
PART NUMBER: 1064-06320



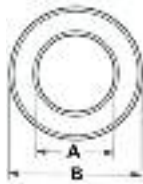
CLUTCH COIL 12v (WARNER)
141cm od x 78mm id x 40mm
PART NUMBER : 1064-06110



CLUTCH COIL 24v (OGURA)
141mm od x 78mm id x 40 mm
PART NUMBER : 1064-06210



CLUTCH SHAFT KEY
PART NUMBER: 1034-04000



A	B	C	INFO	AMA Part No
30	62	30	WARNER	1064-10100
30	62	30	PITTS	1064-10101

YORK CCI COMPRESSORS PARTS

COMPRESSOR PARTS



STANDARD SHAFT SEAL KIT

PART NUMBER : 1024-00110



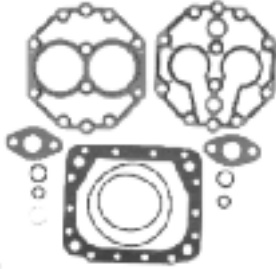
DELUX SHAFT SEAL KIT CMP WITH CENTERING TOOL

PART NUMBER : 1024-00112




NEOPRENE SHAFT SEAL KIT

PART NUMBER: 1024-00111




GASKET SET

PART NUMBER : 1024-01010




VALVE PLATE ASSEMBLY

PART NUMBER : 1034-04010



VALVE PLATE ONLY

PART NUMBER: 1034-14010



COMPACT VALVE PLATE CMP WITH GASKET

PART NUMBER: 1024-04020



TUBE O RH SUCTION HEAD CMP WITH GASKET

PART NUMBER : 1024-05010



ROTOLOCK RH SUCTION HEAD CMP WITH GASKET

PART NUMBER : 1034-10510



TUBE O ORING

PART NUMBER : 4690-10020



ROTOLOCK ORING

PART NUMBER : 4690-10050



FLANGE GASKET

PART NUMBER : 1024-04000

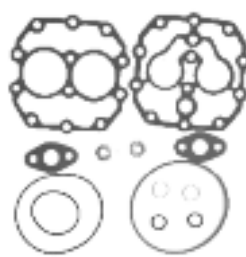
TECUMSEH COMPRESSORS PARTS

COMPRESSOR PARTS



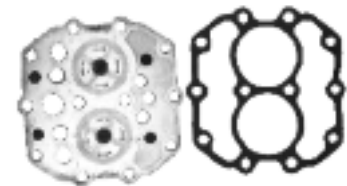
SHAFT SEAL KIT

PART NUMBER : 1024-10110



GASKET SET HG850 & HG1000

PART NUMBER : 1024-11010



VALVE PLATE CMP WITH GASKET

PART NUMBER : 1034-24010